



Rotary Club Central og medlemsnett

DICO, Tor Endre V. Bakken
Presidentsamling, 13. januar 2018
Clarion Hotel Tyholmen, Arendal



Agenda

Agenda:

- 1) Rotary Club Central (my.rotary.org)
- 2) Medlemsnett
- 3) Distriktets hjemmeside
- 4) Support
- 5) Hjemmelekse



Rotay Club Central (my.rotary.org)




Rotary Club Central (my.rotary.org)

The screenshot shows the website's navigation structure. At the top, the browser address bar displays 'Sikker | https://my.rotary.org/en'. The main navigation bar includes the Rotary logo, 'My Rotary', and links for 'Rotary.org', 'Club Finder', a search bar, 'JOIN', and 'GIVE'. Below this, a secondary menu highlights the 'Manage' section, which is expanded to show four categories: 'Club & District Administration', 'Community Marketplace', 'Brand Center', and 'Products & Services'. The 'Club & District Administration' category is further detailed with sub-links: 'Club Administration', 'District Administration', 'Contributions', 'Reports', and 'Rotary Club Central'. A black arrow points from the 'Manage' menu item to the 'Rotary Club Central' link, which is also highlighted with a black rectangular box. The Rotary logo is visible in the bottom left corner.

Sikker | https://my.rotary.org/en

Sign In Register

Rotary  My Rotary

Rotary.org | Club Finder JOIN | GIVE

Exchange Ideas Take Action Learning & Reference **Manage** The Rotary Foundation News & Media Member Center

Club & District Administration

- Club Administration
- District Administration
- Contributions
- Reports
- Rotary Club Central**

Community Marketplace

- Official Rotary Apps
- Club Management Systems & Website Providers
- Marketplace Resources


Brand Center

- Our Story
- Guidelines
- Logos
- Materials
- Ads
- Images & Video
- Strengthening Rotary Resources

Products & Services

- Shop.rotary.org
- Licensed Vendors
- Special Offers
- Rotary Global Rewards

Travel & Expenses



ROTARY CLUB CENTRAL

Sign In

Sign-in Email *

Forgot email? [?](#)

Password *

Forgot password?

Remember me [?](#)

SIGN IN

Why Create An Account?

Signing in to My Rotary gives you a customized experience and easier access to tools and information that are relevant to you.

Anyone can create an account and sign in. Existing Member Access users can re-register with their current user ID. For tips on registering and using the site, see our website resources. For assistance, contact us.

CREATE ACCOUNT



ROTARY CLUB CENTRAL

The screenshot shows the 'Goal Center' interface for the Rotary Club of Vennesla. The page title is 'Rotary Club of Vennesla' with a progress indicator '0 OF 0 ACHIEVEMENT' and a 'PRINT' button. The navigation menu on the left includes Dashboard, Goal Center, Global View, Service Activities, Resources, Reports, Contact Us, and My Rotary. The main content area has tabs for 'Members & Engagement', 'Rotary Foundation Giving', 'Service', 'Young Leaders', 'Public Image', 'Rotary Citation', and 'All'. A message asks 'Which goals will your club track this year? Browse goals by category and select only those you plan to pursue. Then save.' Below this is a table of goal categories with 'ACHIEVEMENT', 'GOAL', and 'SELECT GOAL' columns.

Category	Achievement	Goal	Select Goal
Club membership ▶ Show goal details and history	27 As Of 7-Jan-18	· Enter Goal Value	<input type="checkbox"/>
Service participation ▶ Show goal details and history	·	· Enter Goal Value	<input type="checkbox"/>
New member sponsorship ▶ Show goal details and history	·	· Enter Goal Value	<input type="checkbox"/>
Rotarian Action Group participation ▶ Show goal details and history	·	· Enter Goal Value	<input type="checkbox"/>



ROTARY CLUB CENTRAL

The screenshot shows the 'Goal Center' interface for the Rotary Club of Vennesla. The page title is 'Rotary Club of Vennesla' with a progress indicator '0 OF 8 ACHIEVEMENT'. The current year is '2017-18'. A navigation menu includes 'Members & Engagement', 'Rotary Foundation Giving', 'Service', 'Young Leaders', 'Public Image', 'Rotary Citation', and 'All'. Below the menu, there are 'SAVE' and 'CANCEL' buttons. A text prompt asks: 'Which goals will your club track this year? Browse goals by category and select only those you plan to pursue. Then save.' A table lists four goal categories with their current achievement and goal value.

Category	Achievement	Goal	Select Goal
Annual Fund contributions	0 USD As Of 7-Jan-18	Enter Goal Value	<input type="checkbox"/>
PolioPlus Fund contributions	88 USD As Of 7-Jan-18	Enter Goal Value	<input type="checkbox"/>
Major gifts	0 As Of 7-Jan-18	Enter Goal Value	<input type="checkbox"/>
Bequest Society members	0 As Of 7-Jan-18	Enter Goal Value	<input type="checkbox"/>



ROTARY CLUB CENTRAL

The screenshot shows a web browser window with the URL <https://rccrotary.org/#/goals>. The page title is "Rotary Club Central" and the user is logged in as "Tor Endre Bakken". The main heading is "Goal Center" with a sub-note: "The Goal Center is where you choose and set the goals your club will focus on, and track progress. Please note: data reported in other Rotary systems and third party vendor systems will be delayed for at least 24 hours." The club name is "Rotary Club of Vennesla" and the current year is "2017-18". A progress bar shows "0 OF 0 ACHIEVEMENT". The "Service" category is selected in a navigation menu. Below the menu, there are "SAVE" and "CANCEL" buttons and a prompt: "Which goals will your club track this year? Browse goals by category and select only those you plan to pursue. Then save." A table header for "Service projects" includes columns for "ACHIEVEMENT", "GOAL", and "SELECT GOAL". The "ACHIEVEMENT" column shows "As Of 7-Jan-18". The "GOAL" column has an input field with a "." and the text "Enter Goal Value". The "SELECT GOAL" column has an unchecked checkbox. The footer contains the Rotary International logo, copyright information "© 2017 Rotary International", and links for "Privacy Policy" and "Terms of Use". Release information "Server: Release-41 Client: Release-34" is also present.



ROTARY CLUB CENTRAL

The screenshot shows a web browser window with the URL <https://rccrotary.org/#goals>. The page title is "Rotary Club Central" and the user is logged in as "Tor Endre Bakken". The main heading is "Goal Center" with a sub-heading: "The Goal Center is where you choose and set the goals your club will focus on, and track progress. Please note: data reported in other Rotary systems and third party vendor systems will be delayed for at least 24 hours." The club name is "Rotary Club of Vennesla" and the current year is "2017-18". The page shows a progress bar for "0 OF 8 ACHIEVEMENT" and a "PRINT" button. A navigation menu includes "Members & Engagement", "Rotary Foundation Giving", "Service", "Young Leaders", "Public Image", "Rotary Citation", and "All". A "SAVE" button is visible. A message asks: "Which goals will your club track this year? Browse goals by category and select only those you plan to pursue. Then save." Below this, there are four goal categories, each with an "ACHIEVEMENT" field, a "GOAL" field, and a "SELECT GOAL" checkbox. The categories are: "Rotaract clubs", "Interact clubs", "Inbound Youth Exchange students", and "Outbound Youth Exchange students".

Category	Achievement	Goal	Select Goal
Rotaract clubs	0 As Of 7-Jan-18	. Enter Goal Value	<input type="checkbox"/>
Interact clubs	0 As Of 7-Jan-18	. Enter Goal Value	<input type="checkbox"/>
Inbound Youth Exchange students	.	. Enter Goal Value	<input type="checkbox"/>
Outbound Youth Exchange students	.	. Enter Goal Value	<input type="checkbox"/>



ROTARY CLUB CENTRAL

The screenshot shows the 'Goal Center' interface for the Rotary Club of Vennesla. The browser address bar shows 'https://rccrotary.org/#/goals'. The page header includes the Rotary logo and 'Club Central', with the user name 'Tor Endre Bakken' in the top right. A dark banner below the header contains the text: 'The Goal Center is where you choose and set the goals your club will focus on, and track progress. Please note: data reported in other Rotary systems and third party vendor systems will be delayed for at least 24 hours.'

The main content area is titled 'Rotary Club of Vennesla' and shows '0 OF 0 ACHIEVEMENT' for the year '2017-18'. A navigation bar below the title lists categories: 'Members & Engagement', 'Rotary Foundation Giving', 'Service', 'Young Leaders', 'Public Image', 'Rotary Citation', and 'All'. Below this is a 'SAVE' button and a 'CANCEL' button. A message reads: 'Which goals will your club track this year? Browse goals by category and select only those you plan to pursue. Then save.'

Below the message is a table of goal categories with 'ACHIEVEMENT' and 'SELECT GOAL' options:

Category	Achievement	Select Goal
Strategic plan Show goal details and history	<input type="checkbox"/> NO/YES	<input type="checkbox"/>
Online presence Show goal details and history	<input type="checkbox"/> NO/YES	<input type="checkbox"/>
Social activities Show goal details and history	<input type="text" value="."/> OF <input type="text" value="."/> GOAL Enter Goal Value	<input type="checkbox"/>
Update website and social media Show goal details and history	<input type="text" value="."/> OF <input type="text" value="."/> GOAL Enter Goal Value	<input type="checkbox"/>



ROTARY CLUB CENTRAL

The screenshot shows a web browser window with the URL <https://rccrotary.org/#/goals>. The page title is "Rotary Club Central" and the user is logged in as "Tor Endre Bakken". The main heading is "Goal Center" with a sub-note: "The Goal Center is where you choose and set the goals your club will focus on, and track progress. Please note: data reported in other Rotary systems and third party vendor systems will be delayed for at least 24 hours." The club name is "Rotary Club of Vennesla" and the year is "2017-18". A progress indicator shows "0 OF 8 ACHIEVEMENT". A navigation menu includes "Members & Engagement", "Rotary Foundation Giving", "Service", "Young Leaders", "Public Image", "Rotary Citation", and "All". A "SAVE" button is active, and a "CANCEL" button is disabled. The instruction reads: "Which goals will your club track this year? Browse goals by category and select only those you plan to pursue. Then save." A "Sort selected goals" dropdown is set to "Sort selected goals". The goal list includes:

Goal Category	Achievement	Goal	Select Goal
Total Service Volunteer Hours > Show goal details and history	<input type="text" value="."/>	OF <input type="text" value="."/> Enter Goal Value	<input type="checkbox"/>
Total Service Project Contributions > Show goal details and history	<input type="text" value="."/>	OF <input type="text" value="."/> Enter Goal Value	<input type="checkbox"/>
Networking events > Show goal details and history	<input type="checkbox"/>	NO/YES	<input type="checkbox"/>
Community forums > Show goal details and history	<input type="checkbox"/>	NO/YES	<input type="checkbox"/>



ROTARY CLUB CENTRAL

The screenshot shows the 'Goal Center' interface for the Rotary Club of Vennesla. The page title is 'Rotary Club of Vennesla' with a sub-header '0 OF 0 ACHIEVEMENT'. The year '2017-18' is displayed with navigation arrows. A 'PRINT' button is in the top right. A navigation bar includes 'Members & Engagement', 'Rotary Foundation Giving', 'Service', 'Young Leaders', 'Public Image', 'Rotary Citation', and 'All'. Below this is a 'SAVE' button and a 'CANCEL' button. A message reads: 'Which goals will your club track this year? Browse goals by category and select only those you plan to pursue. Then save.' A 'Sort selected goals' dropdown is also present. The main content area lists four goal categories, each with an 'ACHIEVEMENT' value, a 'GOAL' input field, and a 'SELECT GOAL' checkbox:

Category	Achievement	Goal	Select Goal
Club membership > Show goal details and history	27 As Of 7-Jan-18	Enter Goal Value	<input type="checkbox"/>
Service participation > Show goal details and history	.	Enter Goal Value	<input type="checkbox"/>
New member sponsorship > Show goal details and history	.	Enter Goal Value	<input type="checkbox"/>
Rotarian Action Group participation > Show goal details and history	.	Enter Goal Value	<input type="checkbox"/>



ROTARY CLUB CENTRAL – PHF saldo

RC Central 2 x

Sikker | https://rccrotary.org/#/reports

Rotary Club Central

Tor Endre Bakken

Reports

These reports provide context for your goals and activities. Browse club, district, and regional reports to learn more about membership and engagement, service, and Foundation giving.

PRINT

Members & Engagement **Rotary Foundation Giving** Service

Club Reports

REPORT

Benefactor Report

Club Recognition Summary

Club Foundation Banner Report

Major Donor, Arch C. Klumph Society and Bequest Report

Club Fundraising Analysis

Paul Harris Society Report

District Reports

REPORT

Monthly Contribution Report

PolioPlus Report



ROTARY CLUB CENTRAL – PHF saldo



CLUB RECOGNITION SUMMARY

AS OF 11 JANUARY 2018

Vennesla, Norway

District: 2290	Paul Harris Fellows: 7	Bequest Society: 0	Rotarian Donors: 0	Rotary Direct Donors: 0	All-Time Giving: \$23,582.52
Club: 12792	Benefactors: 0	Major Donors: 0	Rotarian Non-Donors: 27	Non-Rotarian Donors: 0	

Rotary ID	Name	Club Member	Recognition Amount	Current PHF Level	PHF Date	Foundation Recognition Pts Available	-- Last Contribution --	Benefactor	Rotary Direct
12792	R/C of Vennesla					4,970.72	Oct-2017 POLIO PLUS		
5652998	Aamdal, Karl	Y						N	
3164824	Aardalen, Oddbjørn	Y	1,000.00	PHF	Jan-2014			N	
10121843	Aas-Lyngby, Oddbjørn	Y						N	
3338603	Abrahamsen, Erling	Y						N	
8081059	Bakken, Tor Endre	Y						N	
5669740	Berthelsen, Jostein	Y						N	



Medlemsnett



Appsco pålogging

- Alle nye brukere må opprette ny brukerkonto:
<http://support.rotary.no/no/opprette-ny-brukerkonto>

NB! E-post adressen man benytter må stemme overens med e-post adressen man er registrert med i medlemsnett.

- Følgende tjenester benytter Appsco pålogging:
 - Min side
 - Medlemsnett (President, sekretær og exec secretary har redigeringstilgang)
 - Websider (Sekretær, CICO og web editor har redigeringstilgang)



Medlemsnett

Når e-post adressen til et medlem endres i medlemsnett:

- 1) Epost adressen endres i medlemsnett.
- 2) Ny brukerkonto må opprettes på Appsco.
- 3) Redigeringsverktøyets tilgangsstyring skal få den nye e-post adressen automatisk fra medlemsnett innen 24 timer. Om man er utålmodig kan endringen fint gjøres manuelt. Husk da å endre den eksisterende oppføringen, ikke lag en ny.
- 4) Brukeren må selv endre e-post adressen på MyRotary. Dette gjøres ved å logge på med den gamle e-postadressen. Gå inn på account settings og endre e-post adressen til den nye.



Distriktets hjemmeside



Distriktets hjemmeside

SOSIALE MEDIER



NYHETER FRA
ROTARY INTERNATIONAL:

Rotary praises unsung heroes on
World Polio Day

The power of a garden

Rotary helps disaster victims

Rotary helps wildfire victims

NORFO - ROTARY RSS

Rotary Norden nr. 1 - 2018

GODT NYTTÅR!

OVERSIKT OVER KLUBBER I 2290

VERKTØY FOR KLUBBER ▶

INFORMASJON OG OPPLÆRING ▶

HÅNDBØKER

ROTARY MALER

TEKNISKE LØSNINGER

PHF PAUL HARRIS FELLOW

**ROTARY:
MAKING A
DIFFERENCE**



Distriktets hjemmeside



DISTRIKT 2290
ROTARY INTERNATIONAL

MIN SIDE

HJEM

HVORFOR ROTARY

DISTRIKTET

KLUBBER

KONTAKT OSS

MEDLEMSNETT

MY ROTARY

CLUB FINDER

SOSIALE MEDIER



NYHETER FRA ROTARY INTERNATIONAL:

Rotary praises unsung heroes on
World Polio Day

The power of a garden

Rotary helps disaster victims

Rotary helps wildfire victims

NORFO - ROTARY RSS

Rotary Norden nr. 1 - 2018

GODT NYTTÅR!

JULEN 2017

Hvordan sjekke klubbens PHE-saldo?



TEKNISKE LØSNINGER

Informasjonen på denne siden er tiltenkt klubbens IT-ansvarlige (CICO), presidenter og sekretærer i klubbene.

PRESENTASJON CICO KURS:

[CICO kurs 2017.ppt](#) 

[CICO kurs 2017.pdf](#) 

SYSTEMOVERSIKT:

- 1) Medlemsnett (NORFO)
- 2) MyRotary (Rotary International)
- 3) E-post (NORFO)
- 4) Websider (NORFO)

1) MEDLEMSNETT (NORGE)

Medlemsnett er det norske distrikt-, klubb- og medlemsregistret i Norge.

Distriktets hjemmeside

SOSIALE MEDIER



NYHETER FRA ROTARY INTERNATIONAL:

Rotary praises unsung heroes on World Polio Day

The power of a garden

Rotary helps disaster victims

Rotary helps wildfire victims

NORFO - ROTARY RSS

Rotary Norden nr. 1 - 2018

DISTRIKTSORGANISASJONEN ▶

DISTRIKTSAKTIVITETER ▶

DISTRIKTSKONFERANSEN 2017

GUVERNØR

PAST GUVERNØRER ▶

ROTARY FONDET (TRF)

PRESIDENTSAMLING 2018

PETS 2017

SHELTERBOX

POLIO PLUS

ROTARACT

RYLA

INTERNASJONALT ARBEID

ROTARY CAMPS

HANDICAMP

STIPEND FOR UNGDOM



**ROTARY:
MAKING A
DIFFERENCE**



Support



SUPPORT

Organisering av support

- 0. Linjesupport: CICO betjener klubbens medlemmer
- 1. Linjesupport: DICO assisterer klubbene i distriktet
- 2. Linjesupport: Webmaster bistår DICO når det kreves
- 3. Linjesupport: Leverandør bistår Webmaster når det kreves

- Klubbene melder inn behov for support via e-post: support@rotary.no
Da opprettes det en sak i supportsystemet som i første omgang tildeles 1. linje support (DICO).
- Du vil få en e-post med saksnummer i retur. Ta vare på saksnr.



NYTTIGE LENKER

- Rotary i Norge – **<http://rotary.no>**
- Distrikter – **<http://dXXXX.rotary.no>**
- Klubber – **<http://klubb.rotary.no>**
- Min side – **<https://appsco.com/login>**
- Redigeringsverktøy - **<http://klubb.rotary.no/admin>**
- Medlemsnett – **<http://medlemsnett.rotary.no>**
- E-post - **<https://webmail.mysiteshop.com>**
- Brukerveiledninger – **<http://support.rotary.no>**
- Kursvideoer – **<http://d2250.rotary.no/no/kursvideoer>**
- My Rotary – **<https://my.rotary.org>**



Hjemmelekse



MEDLEMSNETT

Alle klubbene skal nå har lagt inn følgende roller/verv for 2018-19 i Medlemsnett. Frist: 31.12.17


- President
- Past President
- President Elect (innkommende)
- Sekretær
- Kasserer
- CICO (IT-ansvarlig)
- CRFC (Leder for TRF-komiteen)
- Club Membership Chair (Leder for medlemskomiteen)
- Club PR (Leder for kommunikasjons- og PR-komiteen)
- CYEO (Ansvarlig leder for ungdomsutvekslingen i klubben)



MEDLEMSNETT

En stor klapp til følgende klubber:


- Færder
- Grimstad
- Grøm
- Jarlsberg
- Langesund
- Nøtterøy
- Tønsberg



MEDLEMSNETT

Status i Medlemsnett (2018-19) pr. 09.01.18:

- 12 klubber uten President
- 12 klubber uten Past President
- 23 klubber uten President Elect (innkommende)
- 15 klubber uten Sekretær
- 17 klubber uten Kasserer
- 21 klubber uten CICO (IT-ansvarlig)
- 30 klubber uten CRFC (Leder for TRF-komiteen)
- 28 klubber uten Club Membership Chair (Leder for medlemskomiteen)
- 30 klubber uten Club PR (Leder for kommunikasjons- og PR-komiteen)
- 23 klubber uten CYEO (Ansvarlig leder for ungdomsutvekslingen i klubben)



Registrere roller/verv i Medlemsnett



MEDLEMSNETT

The screenshot shows a web browser at the URL <https://medlemsnett.rotary.no/club/list>. The page features a dark sidebar on the left with navigation options: HJEM, DIN PROFIL, NORFO, DISTRIKTER, KLUBBER (highlighted), MEDLEMMER, RAPPORTER, ROTARY FELLOWSHIPS, and MINE KOMITÉER. The main content area is titled 'KLUBBER' and includes search filters for 'Søk etter klubb' (Vennesla), 'Søk etter klubber i distriktene' (Distrikt 2290), and 'Klubbstatus' (Aktive klubber). Below the filters are buttons for 'SØK' and 'VIS ALLE'. A table displays the following data:



KLUBB	DISTRIKT	MEDLEM	ÆRESMEDLEM	FREMMØTE	EKSTERNE	STUDENTER	FELLOWSHIPS	HANDLINGER
Vennesla	Distrikt 2290	26	0	59%	0	0	0	

A black arrow points from the 'KLUBBER' menu item in the sidebar to the 'HANDLINGER' column of the table.



MEDLEMSNETT

← → 🔒 Sikker | https://medlemsnett.rotary.no/club/217/edit

Rotary  Norsk  TOR ENDRÉ BAKKEN

REDIGER KLUBB: VENNESLA Hjem >> Distrikt 2290 >> Klubber >> Vennesla >> Rediger

LEGG TIL MEDLEM MEDLEMMER MØTER ARKIV KOMITEER

KLUBBINFORMASJON

* Klubbnavn Vennesla	* Klubnummer 12792
Adresse 1 Utsikten 24	Distrikt Distrikt 2290
Adresse 2 Verkstedsbygget, Hunsfos,	Organisasjonsnummer
Adresse 3	* E-post vennesla@rotary.no
Postnummer 4700	Hjemmeside http://vennesla.rotary.no
Sted Vennesla	Charterdato 12.03.1953
* Land Norge	Sluttdato

MØTEINFORMASJON


ANNEN INFORMASJON

LAGRE

KLUBBROLLER

PHF EKSTERNE

UNGDOMSUTVEKSUNG



MEDLEMSNETT

KLUBBROLLER

Neste år
01.07.2018. - 30.06.2019.

NESTE ÅR >

+ LEGG TIL

Rediger rolle

Type
Club President

Medlem
Q

Start dato
01.07.2018

Slutt dato
30.06.2019

LAGRE

AVBRYT

Det finnes også en kursvideo som viser hvordan man registrerer rollene.



<https://www.youtube.com/watch?v=vZFXgWJmXQ>



Spørsmål?

